

EPA's BEACH Report: Guam 2012 Swimming Season

September 2013

EPA 820-F-13-035

Introduction

The Beaches Environmental Assessment and Coastal Health (BEACH) Act of 2000 authorizes EPA to provide grants to coastal and Great Lakes states, territories, and eligible tribes to monitor their coastal beaches for bacteria that indicate the possible presence of disease-causing pathogens and to notify the public when there is a potential risk to public health. The BEACH Act requires that recipients of those grants report their coastal beach monitoring and notification data to EPA. This fact sheet highlights the data submitted to EPA by Guam for the 2012 swimming season.

2012 Swimming Season Monitoring and Notification Actions

Guam monitored 31 coastal beaches during the 2012 swimming season (Figure 1 and Table 1). When monitoring results at swimming beaches show that levels of specific indicator bacteria in the water exceed applicable water quality standards, Guam officials issue a beach advisory, warning people of possible risks of swimming.

How many beaches had notification actions?

In 2012, all of the 31 coastal beaches that Guam monitored, had at least one notification action. This high percentage is consistent with as in previous years (Figure 2).

Figure 1. Guam

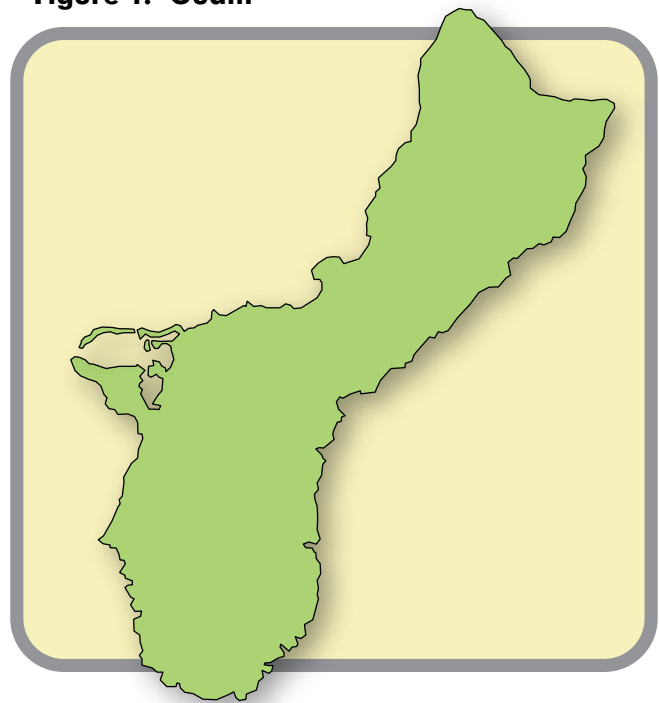


Table 1. Number of monitored and unmonitored coastal beaches for 2012

| Island | Total Beaches | Monitored | Not Monitored |
|---------------|---------------|-----------|---------------|
| TOTALS | 31 | 31 | 0 |

Figure 2: Percent of beaches with one or more notification actions


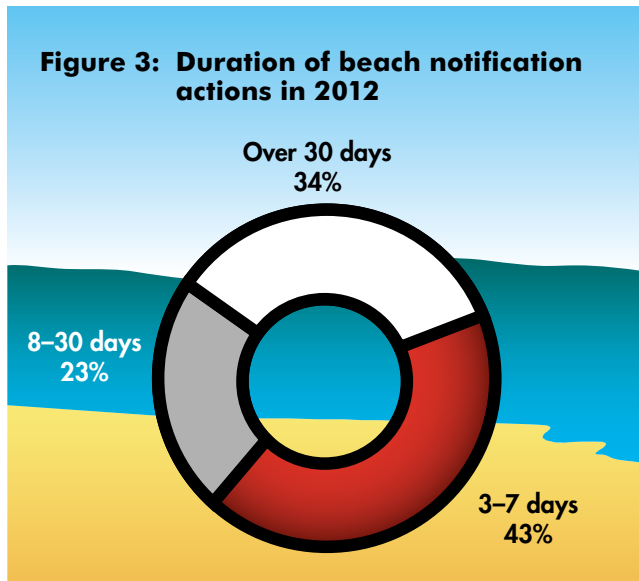


Figure 3: Duration of beach notification actions in 2012



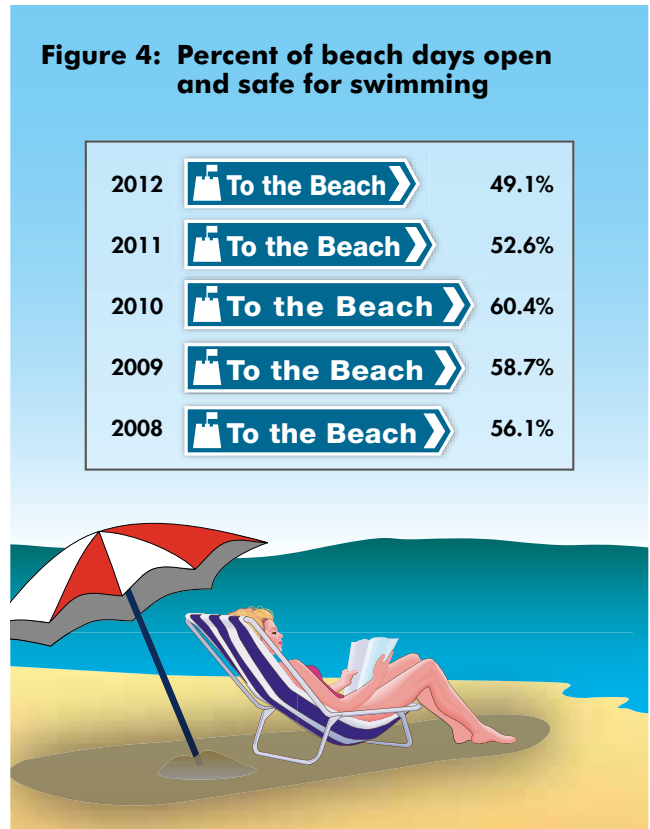
How many notification actions were issued and how long did they last?

Guam issued 136 notification actions during the 2012 swimming season. Typically Guam lifts an action when follow-up monitoring indicates that water quality complies with applicable standards. About 43 percent of the actions were one week or less in duration (Figure 3).

What percentage of days were beaches under a notification action?

EPA calculates the total available beach days and the number of beach days with notification actions to better track trends over time. Total available beach days are determined by multiplying the length of the beach season by the number of

Figure 4: Percent of beach days open and safe for swimming



beaches in the state. For 2012 EPA calculated that 11,315 beach days were associated with the swimming seasons of the 31 monitored Guam beaches. Guam reported notification actions on 5,755 days, meaning that beaches were open and safe for swimming about 51 percent of the time. This is approximately the same as in previous years (Figure 4).

For More Information

For information about the Guam beach program contact:

Anne Leon Guerrero

Environmental Protection Agency

Tel: 671-475-1656

e-mail: annie.leonguerrero@epa.guam.gov

For general information about beaches visit:

<http://water.epa.gov/type/oceb/beaches/>.

For information about a specific beach visit:

<http://watersgeo.epa.gov/beacon2/>.