



# EPA's BEACH Report: Illinois 2009 Swimming Season

May 2010

## Introduction

The BEACH Act of 2000 requires that coastal and Great Lakes states and territories report to EPA on beach monitoring and notification data for their coastal recreation waters. The BEACH Act defines coastal recreation waters as the Great Lakes and coastal waters (including coastal estuaries) that states, territories, and authorized tribes officially recognize or designate for swimming, bathing, surfing, or similar activities in the water.

This fact sheet summarizes beach monitoring and notification data submitted to EPA by the State of Illinois for the 2009 swimming season.

Figure 1. Illinois coastal counties.

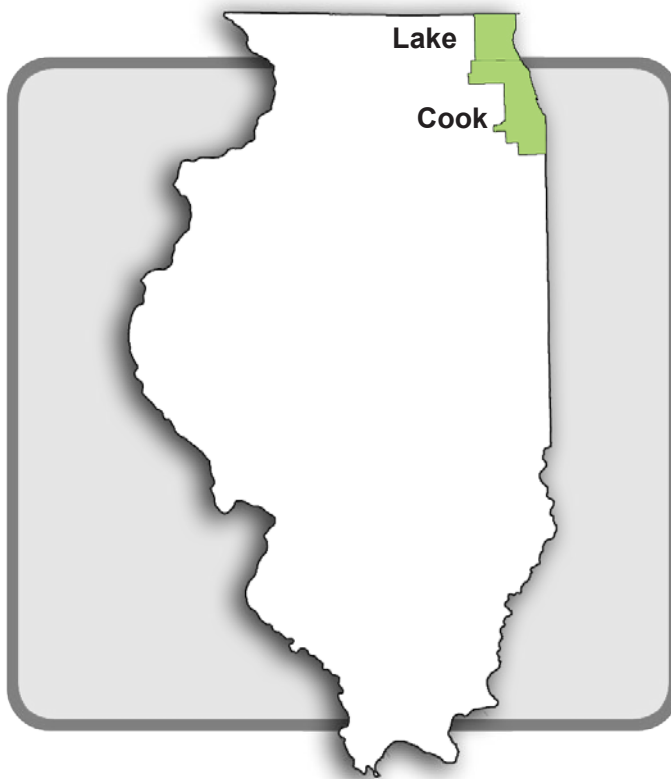


Table 1. Breakdown of monitored and unmonitored coastal beaches by county for 2009.

County	Total Beaches	Monitored	Not Monitored
COOK	39	39	0
LAKE	13	13	0
<b>TOTALS</b>	<b>52</b>	<b>52</b>	<b>0</b>

## 2009 Summary Results

### How many notification actions were reported and how long were they?

When water quality standards are exceeded at a particular beach, Illinois' approach is to issue a beach advisory that warns people to avoid contact with the water. A total of 52 monitored beaches had at least one advisory issued during the 2009 swimming season. About 92 percent of Illinois' 351 notification actions lasted two days or less. Figure 2 presents a full breakdown of notification action durations.

### What percentage of days were beaches under a notification action?

For Illinois' 2009 swimming season, actions were reported about 11 percent of the time (Figure 3).

### How do 2009 results compare to previous years?

Table 2 compares 2009 notification action data with monitored beach data from previous years.

### What pollution sources possibly affect investigated monitored beaches?

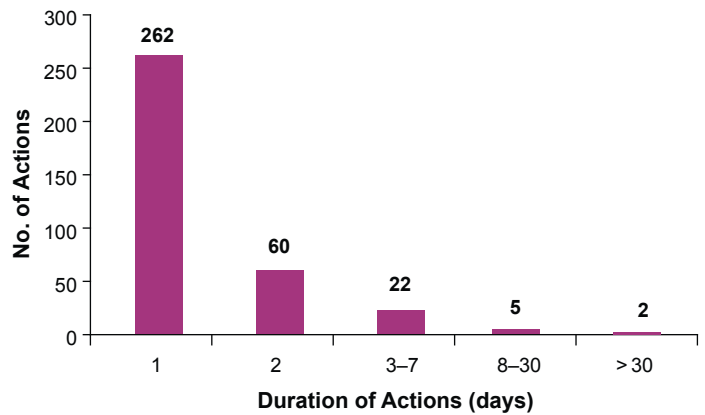
Illinois has ongoing investigations of potential pollution sources that might affect swimming beaches.

## For More Information

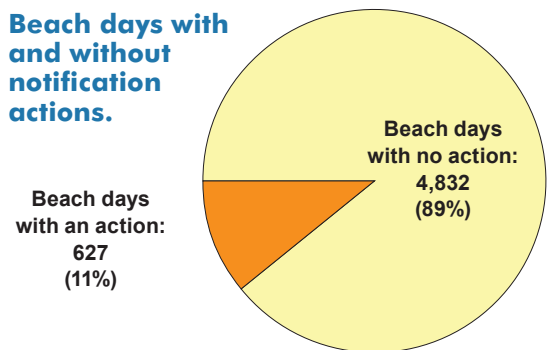
For general information about beaches:  
[www.epa.gov/beaches/](http://www.epa.gov/beaches/)

For information about beaches in Illinois:  
[www.earth911.org/waterquality/default.asp?cluster=17](http://www.earth911.org/waterquality/default.asp?cluster=17)

**Figure 2: Beach notification actions by duration.**



**Figure 3: Beach days with and without notification actions.**



**Table 2. Beach notification actions, 2007-2009.**

	2007	2008	2009
Number of monitored beaches	51	52	52
Number of beaches affected by notification actions	49	49	52
Percentage of beaches affected by notification actions	96%	94%	100%
Percentage of beach days affected by notification actions	17%	11%	11%