



# EPA's BEACH Report: Indiana 2010 Swimming Season

May 2011

## Introduction

The BEACH Act of 2000 requires that coastal and Great Lakes states and territories report to EPA on beach monitoring and notification data for their coastal recreation waters. The BEACH Act defines coastal recreation waters as the Great Lakes and coastal waters (including coastal estuaries) that states, territories, and authorized tribes officially recognize or designate for swimming, bathing, surfing, or similar activities in the water.

This fact sheet summarizes beach monitoring and notification data submitted to EPA by the State of Indiana for the 2010 swimming season.

Figure 1. Indiana coastal counties.

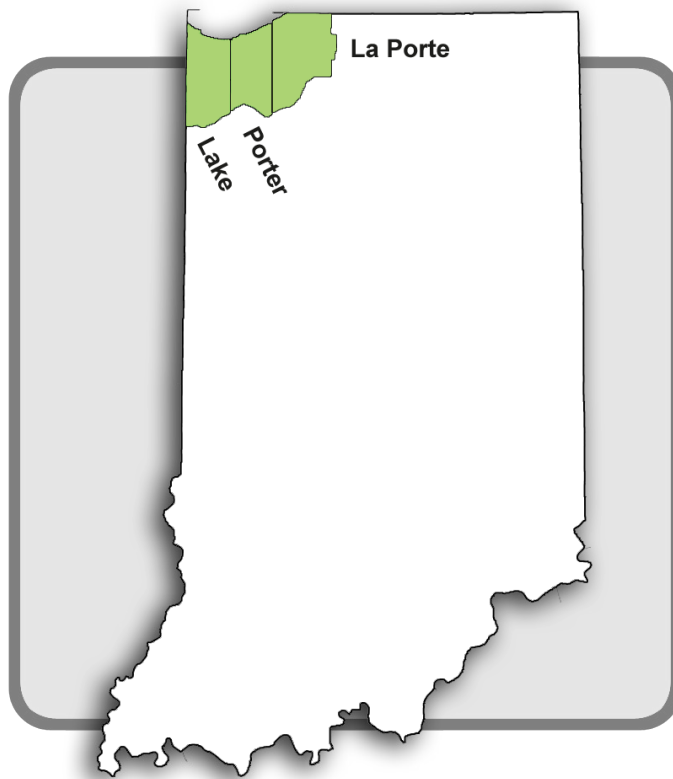


Table 1. Breakdown of monitored and unmonitored coastal beaches by county for 2010.

County	Total Beaches	Monitored	Not Monitored
LA PORTE	8	8	0
LAKE	10	10	0
PORTER	6	6	0
<b>TOTALS</b>	<b>24</b>	<b>24</b>	<b>0</b>



## 2010 Summary Results

### How many beaches had notification actions?

When water quality standards are exceeded at a particular beach, Indiana requires beach managers to post an advisory or closure. An advisory warns people that there is an increased health risk associated with entering the water and a closure warns people to completely avoid contact with the water. All 24 monitored beaches had at least one advisory issued during the 2010 swimming season. About 80 percent of Indiana's notification actions lasted one day or less. Figure 2 presents a full breakdown of notification actions.

### What percentage of days were beaches under a notification action?

In 2010, about 18 percent of Indiana's total beach days were under an advisory or closing (Figure 3).

### How do 2010 results compare to previous years?

Table 2 compares 2010 notification action data with monitored beach data from previous years.

### What pollution sources possibly affect investigated monitored beaches?

Indiana's beaches were not investigated for possible pollution sources in 2010.

## For More Information

For general information about beaches:  
[www.epa.gov/beaches/](http://www.epa.gov/beaches/)

For information about beaches in Indiana:  
[www.in.gov/idem/4151.htm](http://www.in.gov/idem/4151.htm)

Figure 2: Beach notification actions by duration.

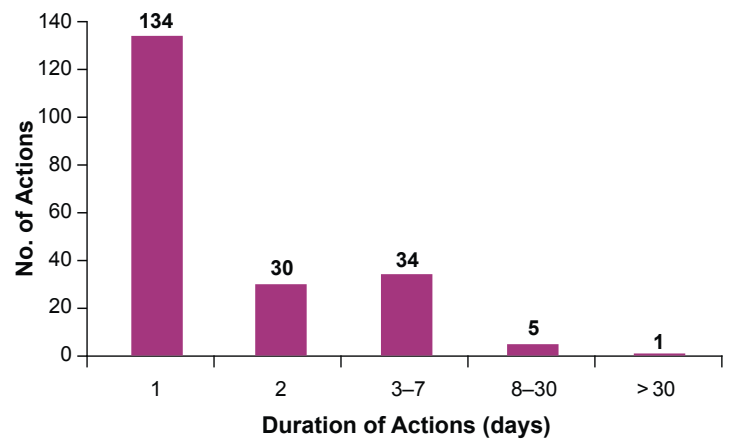


Figure 3: Beach days with and without notification actions.

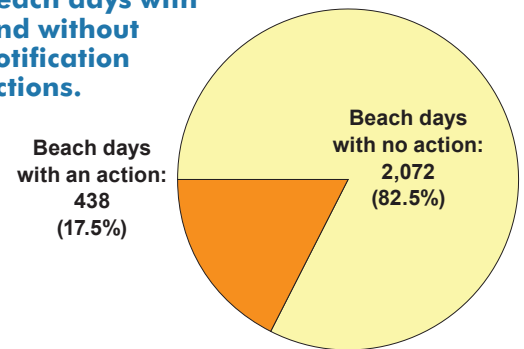


Table 2. Beach notification actions, 2008–2010.

	2008	2009	2010
Number of monitored beaches	21	21	24
Number of beaches affected by notification actions	21	21	24
Percentage of beaches affected by notification actions	100%	100%	100%
Percentage of beach days affected by notification actions	15%	17%	18%