



# EPA's BEACH Report:

## New Jersey 2006 Swimming Season

June 2007

### Introduction

The BEACH Act of 2000 requires that coastal and Great Lakes states and territories report to EPA on beach monitoring and notification data for their coastal recreation waters.

The BEACH Act defines coastal recreation waters as the Great Lakes and coastal waters (including coastal estuaries) that states, territories, and authorized tribes officially recognize or designate for swimming, bathing, surfing, or similar activities in the water.

This fact sheet summarizes beach monitoring and notification data submitted to EPA by the State of New Jersey for the 2006 swimming season.

The New Jersey Department of Environmental Protection (DEP) has been monitoring coastal recreational bathing beaches since 1974 with the participation of local environmental health agencies. Water quality samples are collected once a week at 325 ocean and bay beaches and analyzed for enterococci bacteria.

In addition to water quality monitoring, DEP's Water Monitoring and Standards Bureau of Marine Water Monitoring performs aerial surveillance of nearshore coastal waters. These surveillance flights enable the evaluation of coastal water quality and the assessment of the nature and extent of public reports of ocean pollution. Surveillance flights continue to record a decrease in the quantity of floatable trash and debris in the coastal waterways compared to the years prior to 1990.

Updated beach conditions and water quality results are posted each day from Memorial Day through Labor Day on the DEP Web site at [www.njbeaches.org](http://www.njbeaches.org) and on the phone at 1-800-648-SAND.

**Figure 1. New Jersey coastal counties with 2006 monitored beach data.**



**Table 1. Breakdown of monitored and unmonitored coastal beaches by county.**

County	Total Beaches	Monitored	Not Monitored
ATLANTIC	48	48	0
CAPE MAY	128	128	0
MIDDLESEX	4	4	0
MONMOUTH	61	61	0
OCEAN	84	84	0
<b>TOTALS</b>	<b>325</b>	<b>325</b>	<b>0</b>

## 2006 Summary Results

### How many beaches had notification actions?

When bacteria results exceed the standard of 104 enterococci per 100 mL of water, the beach is resampled to confirm the result. If a second sample exceeds the standard, the beach is closed until additional sampling shows that bacteria levels in the water are again within the standard. Sample results are posted on the DEP Web site. Of the 325 coastal beaches that were monitored in 2006, 22, or 7 percent, had at least one advisory during the 2006 season (Figure 2).

### How many notification actions were reported and how long were they?

A total of 85 beach notification actions were reported in the 2006 swimming season. Actions were of relatively short duration, however. Figure 3 presents breakdowns of action durations.

### What percentage of days were beaches under a notification action?

For New Jersey's 2006 swimming season, EPA determined there were a total of 40,950 beach days associated with the 325 monitored beaches. Actions were reported on 134 of those days or about 0.3 percent of the time (Figure 4).

### How do 2006 results compare to previous years?

Beginning in 2003, states are required to submit data to EPA under the BEACH Act for beaches which are in coastal and Great Lakes waters. Table 2 compares 2006 data with data reported in previous years.

## For More Information

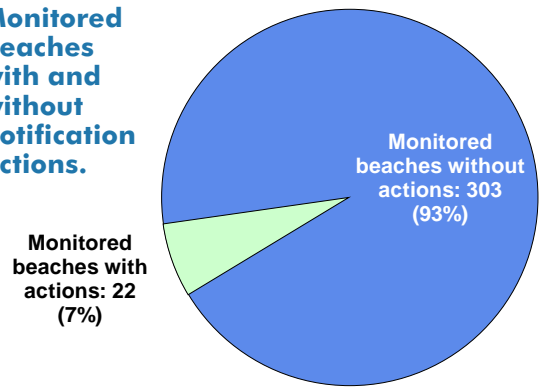
For general information about beaches:

[www.epa.gov/beaches/](http://www.epa.gov/beaches/)

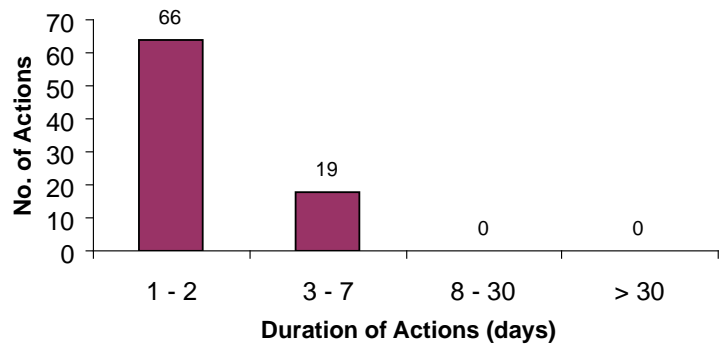
For information about beaches in New Jersey:

[www.njbeaches.org](http://www.njbeaches.org) or 1-800-648-SAND

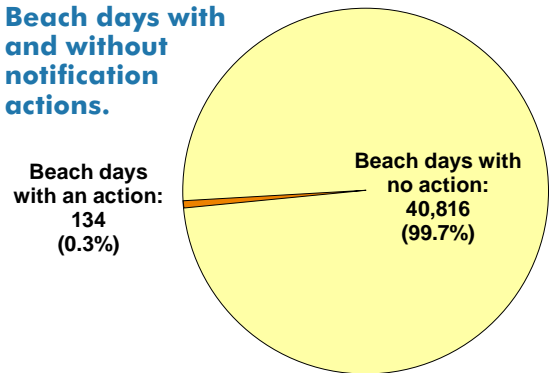
**Figure 2: Monitored beaches with and without notification actions.**



**Figure 3: Beach notification actions by duration.**



**Figure 4: Beach days with and without notification actions.**



**Table 2. Beach notification actions, 2004-2006.**

	2004	2005	2006
Number of monitored beaches	325	325	325
Number of beaches affected by notification actions	14	12	22
Percentage of beaches affected by notification actions	4%	4%	7%